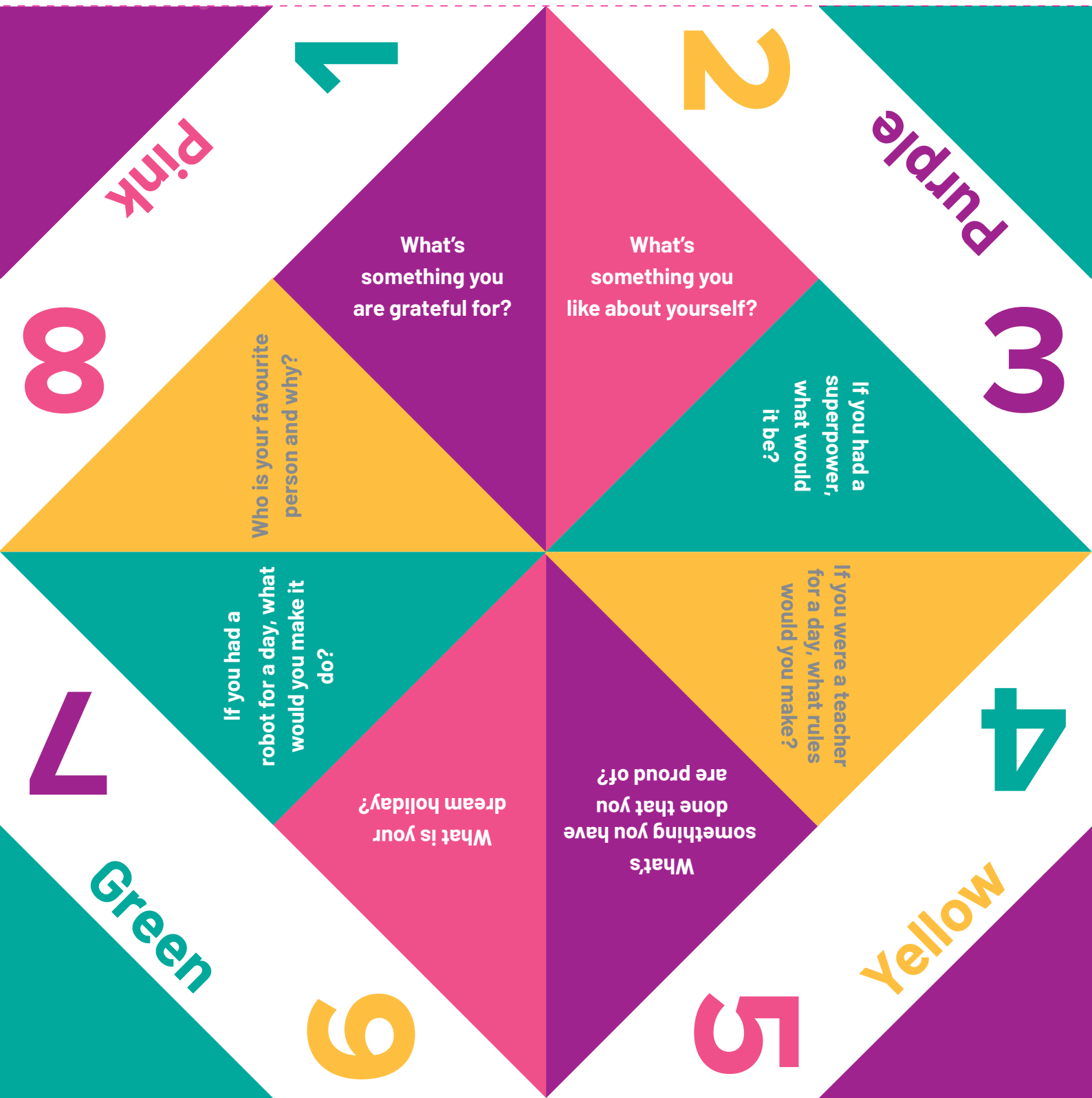


THE SERVE AND RETURN CHATTERBOX

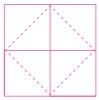
A fun way to communicate and connect

Scientists say the way to help kids build healthy brain architecture is through “serve and return” interactions. A child reaches out for interaction (“serves”), and the caregiver responds (“returns”). Here’s a serve-and-return game to play with your children.


Cut along the perforation line below and follow the fold lines instructions on the reverse.



How to fold



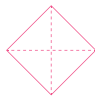
Cut the game out and place face down



Fold all corners to the centre



You now have a square



Turn the square over



Fold a corner to the centre



Fold the rest of the corners to the centre to make



Like this



Crease the paper lengthwise and then widthwise



Insert your fingers.



Ta-da!

How to play

1. Ask a partner to join you in the game.
2. Ask your partner to pick a word (Live, Learn, Love, or Laugh).
3. Spell the word. As you say each letter, open and close the game frontwards and sideways to show the numbers inside.
(e.g. "Live" goes frontwards, sideways, frontwards, sideways.)
4. Ask your partner to pick one of the four numbers.
5. Count up to the number out loud while opening and closing the chatterbox toy.
6. Ask your partner to pick a number again.
7. Open that number. Read the instructions to your partner.
8. When your partner is finished, switch roles!

Produced with the assistance of the Alberta Family Wellness Initiative (AFWI), albertafamilywellness.org

Produced with the assistance of the
Alberta Family Wellness Initiative (AFWI),
albertafamilywellness.org

clinkids.thekids.org.au

clinkids
Research into Practice

The KIDS
RESEARCH INSTITUTE
AUSTRALIA

Produced with the assistance of the
Alberta Family Wellness Initiative (AFWI),
albertafamilywellness.org

clinkids.thekids.org.au

clinkids
Research into Practice

The KIDS
RESEARCH INSTITUTE
AUSTRALIA